
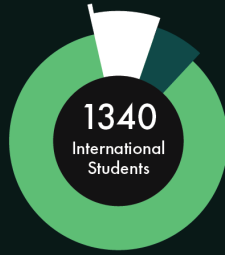


INTERNATIONAL STUDENT STATISTICS

All International Students Analysis

Overview about all International Students

RISD 2022-2023



UNDERGRADUATE

Total: 1038

24	Apparel
91	Architecture
8	Ceramics
47	Film/Animation/Video (FAV)
32	Furniture
7	Glass
112	Graphic Design
161	Industrial Design
32	Interior Architecture
127	Illustration
19	Jewelry + Metalsmithing
46	Painting
7	Photography
9	Printmaking
34	Sculpture
40	Textiles
242	Undecided

GRADUATE

Total: 302

40	Architecture
3	Art Education
7	Ceramics
17	Digital+Media
6	Furniture
5	Glass
8	Global Arts & Culture (GAC)
16	Graphic Design
22	Industrial Design
66	Interior Architecture
9	Illustration
12	Jewelry + Metalsmithing
47	Landscape Architecture
3	Nature, Culture & Sustainability Studies (NCSS)
8	Painting
9	Photography
7	Printmaking
8	Sculpture
9	Textiles

TOTAL COUNTRIES: 70

NUMBER OF INTERNATIONAL STUDENTS BY COUNTRY OF CITIZENSHIP

4	Argentina	1	Haiti	1	Panama
9	Australia	18	Hong Kong (SAR)	1	Peru
1	Austria	74	India	3	Philippines
1	Azerbaijan	5	Indonesia	3	Poland
2	Belarus	3	Iran	1	Portugal
1	Belgium	1	Iraq	1	Russia
1	Botswana	1	Israel	3	Saudia Arabia
5	Brazil	12	Japan	1	Serbia
83	Canada	1	Jordan	11	Singapore
583	China	1	Kazakistan	1	South Africa
2	Colombia	1	Kuwait	199	South Korea
1	Costa Rica	1	Lebanon	4	Spain
2	Cuba	3	Macau (SAR)	1	Sri Lanka
2	Dominican Republic	1	Madagascar	1	Syria
1	Ecuador	1	Malaysia	31	Taiwan (ROC)
1	Egypt	5	Mexico	16	Thailand
2	Ethiopia	1	Nepal	7	Turkey
2	Finland	5	New Zealand	2	UAE
3	France	3	Nigeria	4	United Kingdom
1	Georgia	1	North Korea	177	United States
5	Germany	1	Norway	1	Uruguay
1	Ghana	6	Pakistan	2	Venezuela
2	Greece	2	Palestine	4	Vietnam
2	Guatemala				

TOTAL COUNTRIES: 56

NUMBER OF INTERNATIONAL STUDENTS BY COUNTRY OF RESIDENCE

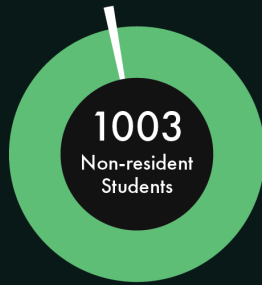
2	Argentina	1	Italy	2	Switzerland
3	Australia	10	Japan	31	Taiwan (ROC)
1	Austria	2	Jordan	18	Thailand
1	Botswana	1	Kazakistan	6	Turkey
4	Brazil	1	Kuwait	13	UAE
86	Canada	1	Lebanon	13	United Kingdom
494	China	1	Macau (SAR)	5	United States
4	Colombia	1	Malaysia	351	Unknown
1	Dominican Republic	1	Mexico	1	Vietnam
1	Ecuador	5	New Zealand		
1	Egypt	2	Nigeria		
1	Finland	1	North Korea		
1	France	4	Pakistan		
1	Georgia	1	Panama		
1	Germany	1	Peru		
3	Ghana	3	Philippines		
1	Greece	2	Poland		
12	Hong Kong (SAR)	1	Portugal		
1	Hungary	2	Russia		
67	India	2	Saudia Arabia		
7	Indonesia	14	Singapore		
2	Iran	143	South Korea		
2	Israel	3	Spain		

INTERNATIONAL STUDENT STATISTICS

Non-resident Students Analysis

Overview about Non-resident Students

RISD 2022-2023



Non-residents F-1

992

Non-residents (other)

11

UNDERGRADUATE

Total: 733

12 Apparel
74 Architecture
4 Ceramics
37 Film/Animation/Video (FAV)
19 Furniture
4 Glass
80 Graphic Design
123 Industrial Design
28 Interior Architecture
87 Illustration
14 Jewelry + Metalsmithing
25 Painting
5 Photography
8 Printmaking
19 Sculpture
24 Textiles
170 Undecided

GRADUATE

Total: 270

32 Architecture
2 Art Education
7 Ceramics
17 Digital+Media
4 Furniture
4 Glass
8 Global Arts & Culture (GAC)
16 Graphic Design
19 Industrial Design
60 Interior Architecture
8 Illustration
12 Jewelry + Metalsmithing
46 Landscape Architecture
2 Nature, Culture & Sustainability Studies (NCSS)
7 Painting
9 Photography
4 Printmaking
6 Sculpture
7 Textiles

TOTAL COUNTRIES:
59

NUMBER OF INTERNATIONAL STUDENTS
(NON-RESIDENTS) BY COUNTRY OF
CITIZENSHIP

2 Argentina	2 Greece	1 Panama
7 Australia	1 Guatemala	3 Philippines
1 Austria	17 Hong Kong (SAR)	3 Poland
1 Azerbaijan	72 India	1 Portugal
1 Belarus	5 Indonesia	1 Russia
1 Belgium	2 Iran	3 Saudia Arabia
1 Botswana	1 Iraq	10 Singapore
5 Brazil	1 Israel	146 South Korea
78 Canada	12 Japan	4 Spain
524 China	1 Jordan	1 Sri Lanka
2 Colombia	1 Kazakhstan	1 Syria
1 Costa Rica	1 Kuwait	29 Taiwan (ROC)
1 Cuba	1 Lebanon	16 Thailand
1 Dominican Republic	3 Macau (SAR)	4 Turkey
1 Ecuador	1 Malaysia	1 UAE
2 Ethiopia	3 Mexico	2 United Kingdom
2 Finland	4 New Zealand	1 Vietnam
2 France		
1 Georgia		
2 Germany		
1 Ghana		

TOTAL COUNTRIES:
52

NUMBER OF INTERNATIONAL STUDENTS
(NON-RESIDENTS) BY COUNTRY OF
RESIDENCE

1 Argentina	1 Italy	2 Switzerland
3 Australia	8 Japan	27 Taiwan (ROC)
1 Austria	1 Jordan	17 Thailand
1 Botswana	1 Kazakhstan	6 Turkey
3 Brazil	1 Kuwait	11 UAE
83 Canada	1 Lebanon	5 United Kingdom
483 China	1 Macau (SAR)	2 United States
3 Colombia	1 Malaysia	85 Unknown
1 Dominican Republic	1 Mexico	1 Vietnam
1 Ecuador	5 New Zealand	
1 Egypt	4 Pakistan	
1 Finland	1 Panama	
1 Georgia	1 Peru	
1 Germany	3 Philippines	
2 Ghana	2 Poland	
1 Greece	1 Portugal	
9 Hong Kong (SAR)	2 Russia	
65 India	2 Saudia Arabia	
6 Indonesia	13 Singapore	
2 Iran	124 South Korea	
1 Israel	3 Spain	

INTERNATIONAL STUDENT STATISTICS

Work Authorizations

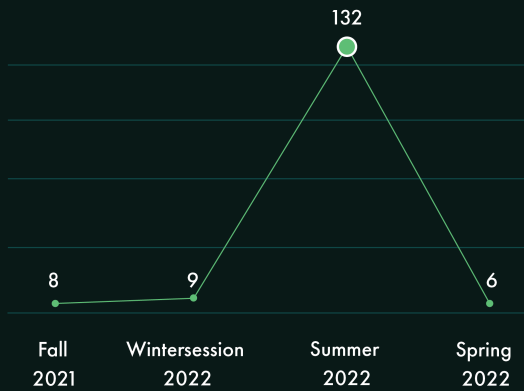
Students on Internships (2021-2022)

- Total CPT Authorizations for US Internships
- Internships outside the US (CPT not required)



Students on CPT (2021-2022)

By Term




By Major

- 2 Apparel
- 27 Architecture
- 1 Ceramics
- 1 D+M
- 6 FAV
- 4 Furniture
- 1 Global Arts + Culture
- 25 Graphic Design
- 3 Glass
- 38 Industrial Design
- 4 Illustration
- 19 Interior Architecture
- 14 Landscape Architecture
- 2 Painting
- 2 Photography
- 4 Printmaking
- 1 Sculpture
- 1 Textiles

By Level



Students on OPT (As of September 2022)



Students on STEM OPT (As of September 2022)

